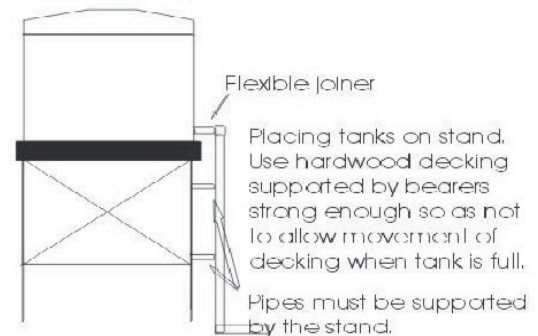
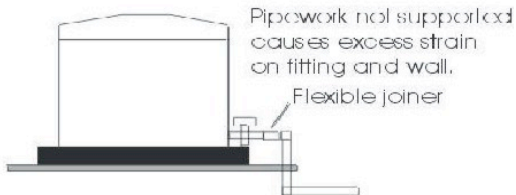
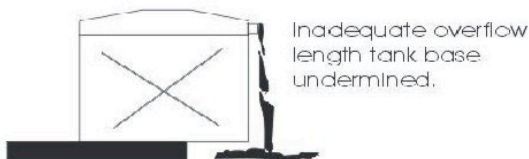
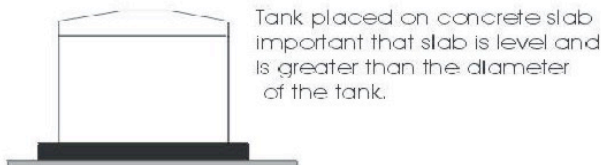
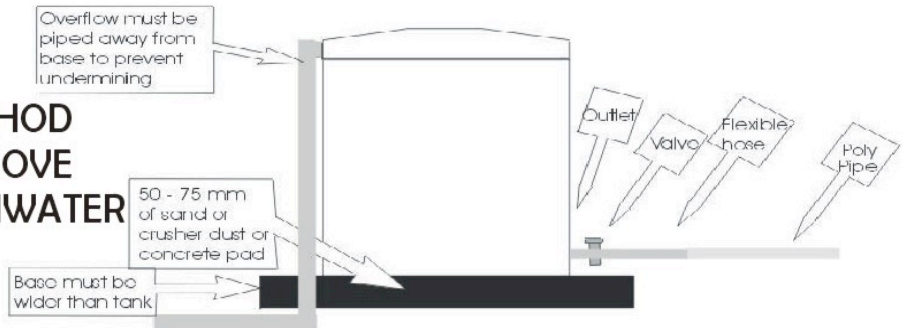




# SUPAPOLY

## Rainwater Tanks

### CORRECT METHOD FOR SITING ABOVE GROUND RAINWATER TANK



Prepare a reinforced concrete slab that is level and greater than the diameter of the tank.

OR

Ensure the location of the tank is level, stable ground which has uniform compaction (free of soft spots)

Ensure the surface of the ground is free from sharp objects or stones and is compacted

Prepare an earth ring greater than the diameter of the tank. Spread a thin layer (approx. 30 - 50mm) of crusher dust or bedding sand. Once it is compacted and level you may then place the tank directly on top of this material.

Ensure all plumbing from the outlet is well supported.

Freccall 1800 063 915